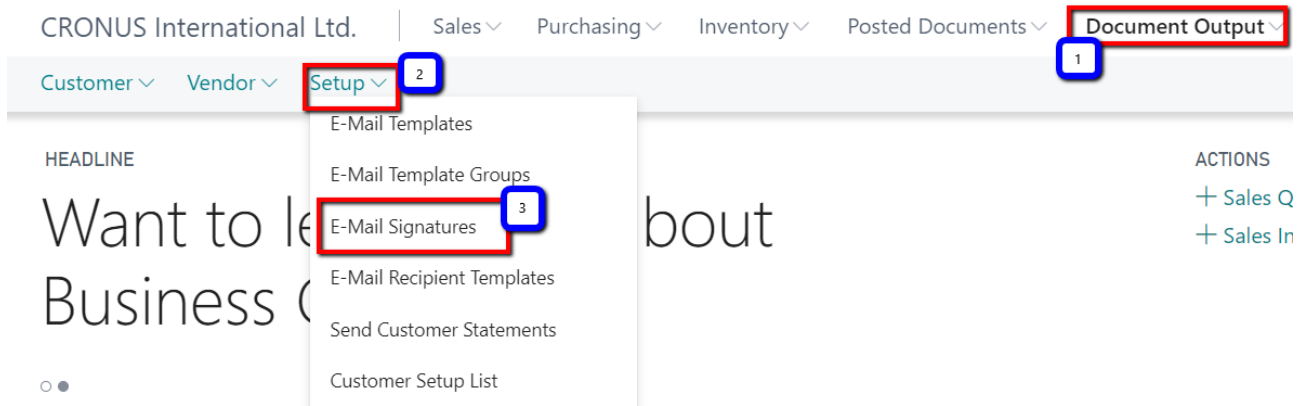


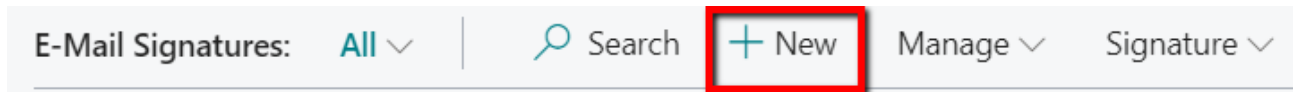
E-Mail Signatures

In Document Output it is now an option to use date-controlled Signatures on the templates.

Go to E-Mail Signatures (or use the search field to find E-Mail Signatures)



Choose New



Now type in values in Code, Description and Start Date.

Create an HTML Signature by using Text, merge fields and Pictures. (Or copy the E-Mail body from an existing template).



SIG-INVOICE · 22-06-2020

Save Signature | More options

General

Code Description


Start Date

HTML Signature

13 Arial
A
B
I
U
☰
☰
☰
x²
x₂
S
%
%
%

Best Regards
 %30
 %33

 %40
 %42, %44 %45
 %46
 %31
 Mail: %32
 Web: %49



Continia Document Output Editor (v1.2.0)

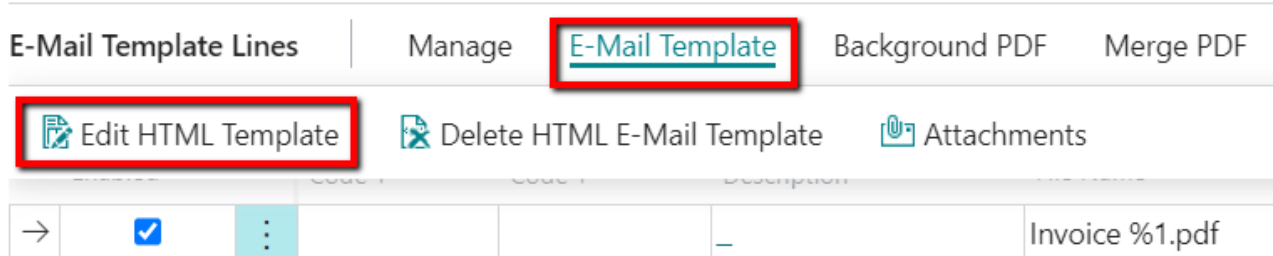
If you have a Campaign and want to have different Pictures and text controlled by a Date, just create more signatures with the same code. When linking these signatures to the templates, the date will now control which signature Document Output will Apply.

E-Mail Signatures: All			
Search + New Manage Signature Open in Excel Actions Fewer options			
Code ↑		Start Date ↑	Description
SIG-INVOICE	:	22-06-2020	Sales Invoice
SIG-INVOICE		25-06-2020	Sales Invoice
SIG-INVOICE BE		22-06-2020	Sales Invoice BE
SIG-INVOICE DE		22-06-2020	Sales Invoice DE

To link the signature to a template, Search for E-Mail Template in the search filed.

Go to the Template you wish to edit

Choose the Template line you want to edit and Click on E-Mail Template and Edit HTML Template



The created E-Mail Signatures are now showed in a Factbox on the Edit HTML Template card. It provides an overview of how many signatures that are applied to each Code.

Signatures ∨

Code ↑	Description	No. of signatures
SIG-INVOICE	Sales Invoice	2
SIG-INVOICE BE	Sales Invoice BE	1
SIG-INVOICE DE	Sales Invoice DE	1
SIG-INVOICE NL	Invoice NL	1

We can now apply the signature using the % sign (merge fields) and the Code text.

HTML Template

13 Arial **A** | **B** *I* U |

Dear %2,

Please find your invoice attached to this e-mail.

It is always a pleasure to do business with you and we wish you a very nice day.

%SIG-INVOICE

Now Document Output will manage the signatures. And if you have more signatures with the same code and different dates the signature will automatic change for this template when the new date is reached.