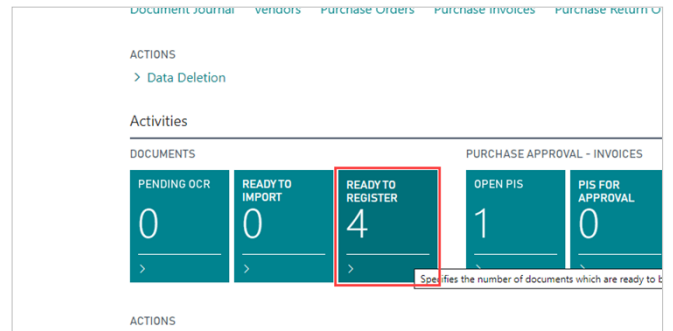


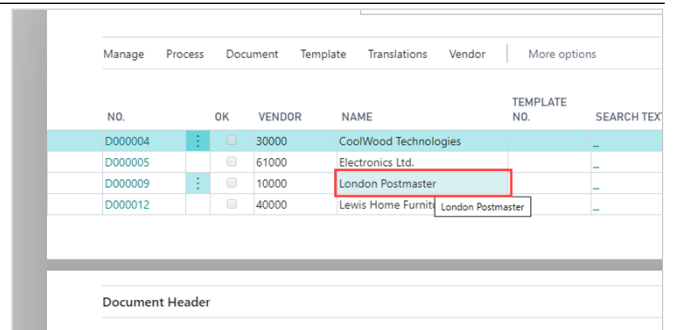
With Continia Document Capture you can recognize any content in PDF and XML files. In tile "Ready to Register", four documents are waiting to be processed.

To recognize a document select the tile "Ready to register".

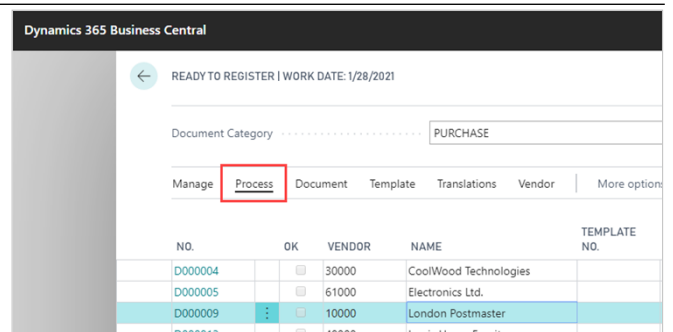
This tile specifies the number of documents that are ready to be reviewed and registered.



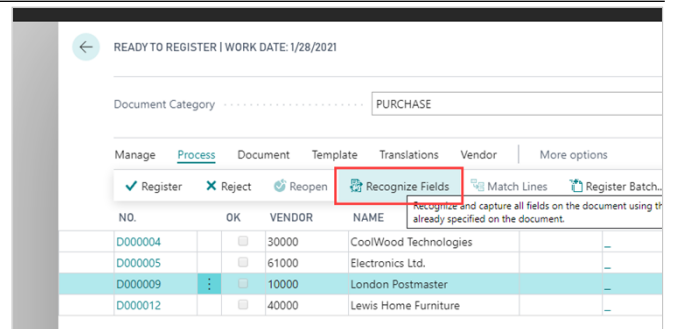
Select a document to be recognized. In this session, the XML-invoice from "London Postmaster" is the invoice to process.



Select "Process" in the navigation menu.

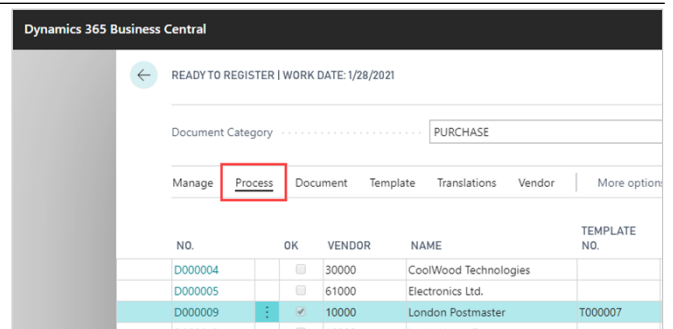


Select "Recognize Fields" in the navigation menu.

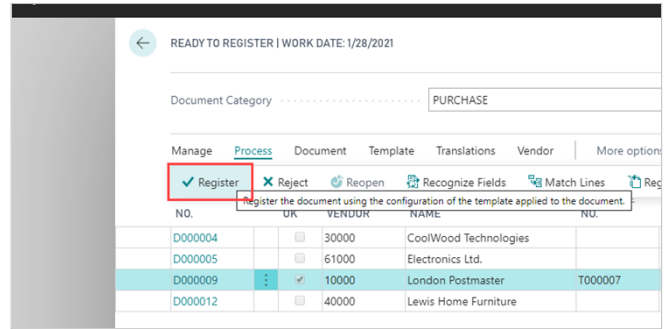


When recognizing an XML-document all fields are automatically recognized - including all the invoice lines. If the Item Cross Reference for this vendor is already setup, the translation of the invoice lines is completed automatically and the document is ready to be registered.

Select "Process" in the navigation menu.



Select "Register" in the navigation menu.



The invoice is now registered and as you can see the XML-file is attached to the invoice card. Other attachments embedded in the XML-invoice are all automatically attached to the invoice when registering the document.

