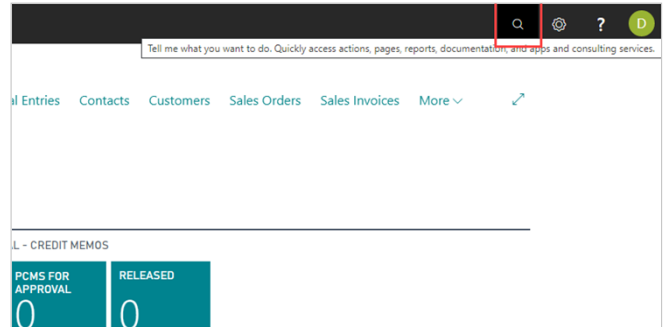
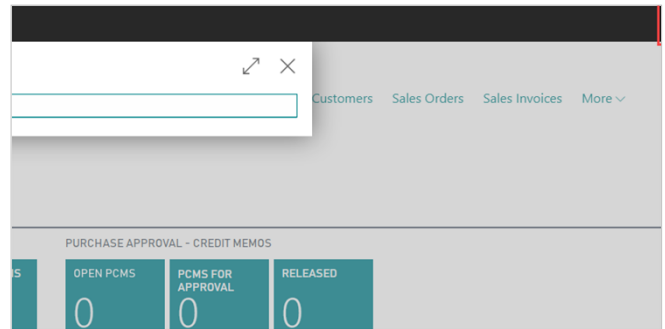


When having configured Document Capture to use the Continia Cloud OCR service, you can view the predefined e-mail address associated with the document category.

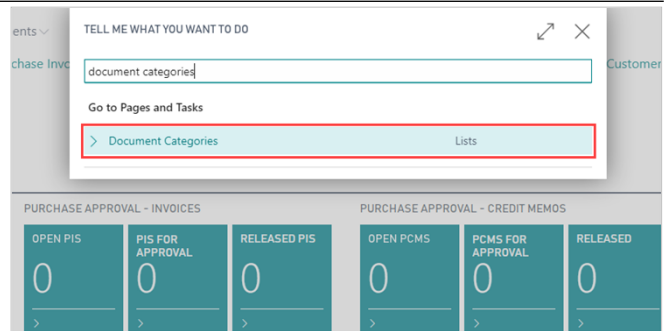
Select the "magnifier" to find the Document Categories.



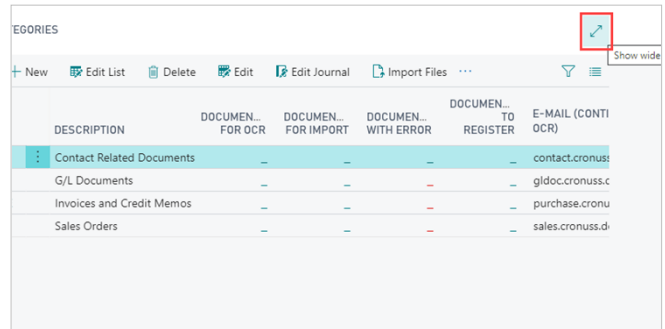
Enter the text "document categories" to start searching.



Select "Document Categories".



Expand the page to provide a better overview.



The field "E-Mail (Continia Cloud OCR)" contains the e-mail address provided by Continia Software, when the Use Cloud OCR is enabled in the Document Capture Setup. This is the e-mail address that the Document Capture OCR service constantly supervises to process incoming vendor invoices. Please remember to configure your e-mail server to forward incoming vendor e-mails received in the company's invoice e-mail address to the Continia Cloud OCR. Do NOT hand out the Cloud OCR e-mail address to the vendores or other external partners.

